

# Logging into MyAFAS on your computer or laptop

## 1 Log in

Go to [www.afasonline.nl](http://www.afasonline.nl).

Enter your email address and click on **'Volgende'**.  
It could be the case that your e-mail adress is prefilled because you have logged in before.

The screenshot shows the AFAS Online login interface. At the top, it says "AFAS Online". Below that, the heading is "Inloggen bij AFAS Online" with a "HELP" button to the right. The instruction reads "Vul hier je e-mailadres in." There is a text input field labeled "E-mailadres" which is highlighted with a green box. To the right of the input field is a green button labeled "Volgende", also highlighted with a green box.

Enter your password and click on **'Volgende'**.

The screenshot shows the AFAS Online login interface. At the top, it says "AFAS Online". Below that, the heading is "Inloggen bij AFAS Online" with a "HELP" button to the right. The instruction reads "Vul je AFAS Online wachtwoord in." There is a text input field labeled "Wachtwoord" which is highlighted with a green box. To the right of the input field is a "Wachtwoord vergeten?" link. Below the input field is a blue "Terug" button and a green button labeled "Volgende", which is highlighted with a green box.

The following will occur in your screen.

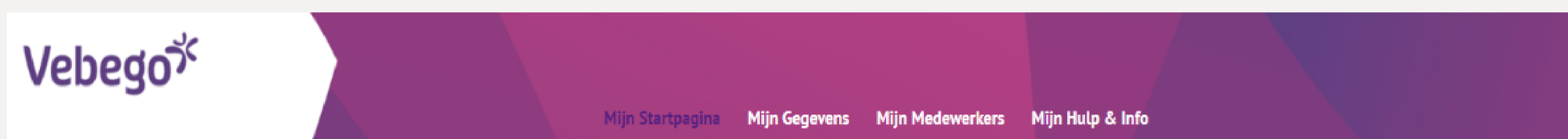
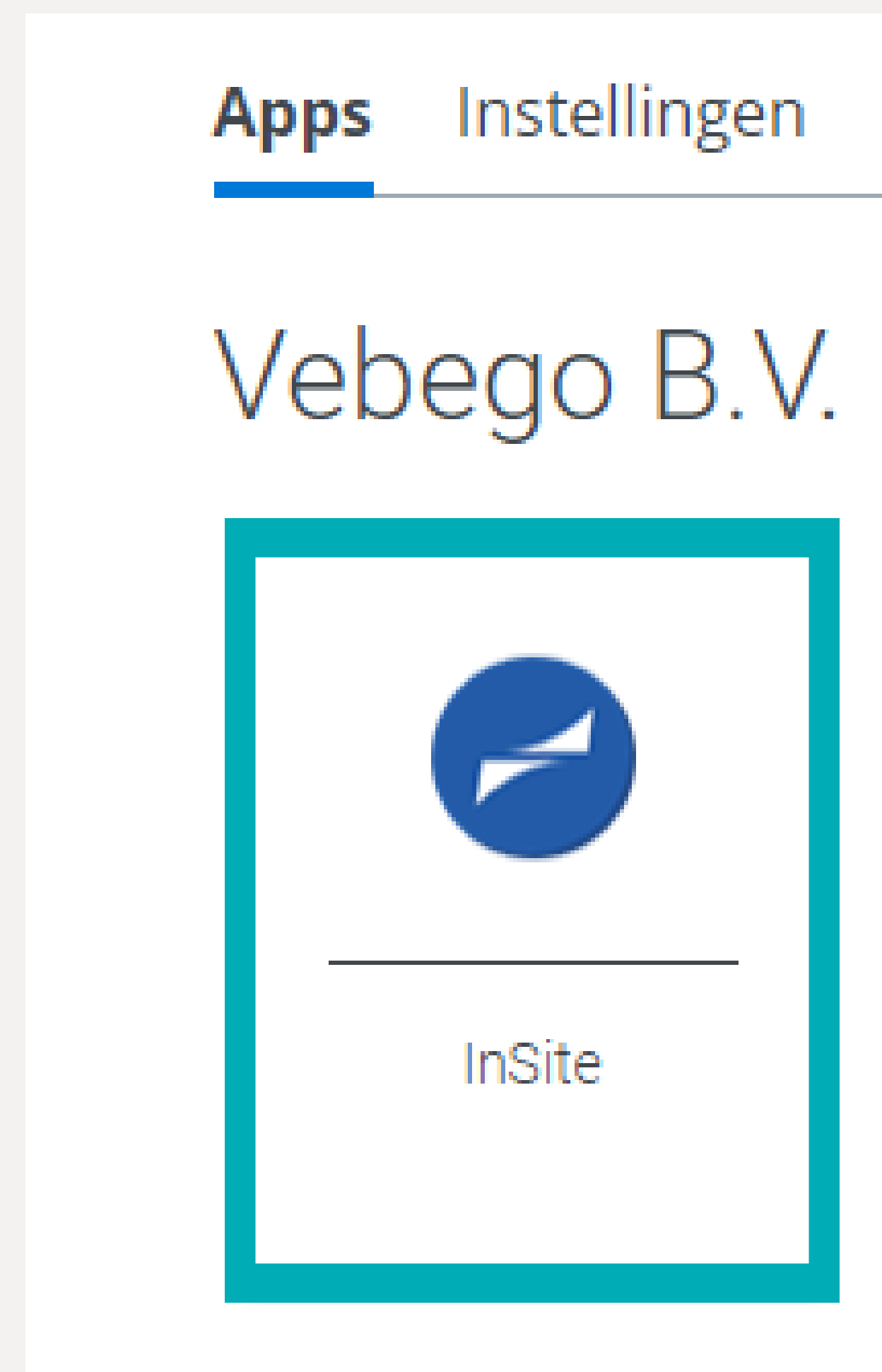
Open the AFAS Pocket app on your phone.

Click on the green check mark.

The screenshot shows the AFAS Online login interface. At the top, it says "AFAS Online". Below that, the heading is "Inloggen bij AFAS Online" with a "HELP" button to the right. The instruction reads "Dubbele controle! Pak je telefoon en geef via AFAS Pocket toestemming om in te loggen." Below the text is an illustration of a hand holding a smartphone displaying the AFAS Pocket app with a green checkmark and a red 'X' on the screen. Below the illustration is a checkbox labeled "Vertrouw dit apparaat 7 dagen". At the bottom, there is a link that says "Geen melding ontvangen?".

You will now be logged in to AFAS Online and see the following screen.

Click on button 'InSite'.  
You will be logged in to MyAFAS.



Welkom op MyAFAS

**Goedemiddag** [Redacted]


Op deze pagina vind je al jouw openstaande taken en de status van de door jou ingestuurde taken. Met de knoppen aan de rechterkant kun je snel aan de slag.



Mijn loonstroken



Mijn dossier



Vakantie verlof aanvragen

Ingestuurd	Onderwerp	Type	Status	Betreft medewerker	Betreft medewerker
01-11-2022 10:16	[Redacted]	Sollicitant indienst (Profit)	Akkoord	[Redacted]	[Redacted]
31-10-2022 14:40	[Redacted]	Contractverlenging (Profit)	Ondertekend	[Redacted]	[Redacted]
20-10-2022 13:16	[Redacted]	Contractverlenging (Profit)	Afgehandeld	[Redacted]	[Redacted]
04-10-2022 10:20	[Redacted]	Beoordelen aflopend contract (Profit)	Ter beoordeling	[Redacted]	[Redacted]